

RESTAURANT AND RETAIL LEASING



EDGE[™]
REALTY PARTNERS

FOR RETAIL LEASING INFORMATION:

Jamie Weaver
jweaver@edge-re.com
713 900 3004

Culver Stedman
cstedman@edge-re.com
713 900 3005




why the Galleria?

Houston's premier shopping district. More than **700 retailers, fine dining, sports, and hotels** sit within two square miles. Inside **Texas' largest shopping mall**, the Galleria, more than **375 stores, two hotels**, an ice rink and endless food options make it a popular destination. The Uptown District is the **17th-largest business district in the United States**, comparable in size to the downtowns of Denver and Pittsburgh. The district is home to approximately **2,000 companies** and represents more than **11 percent of Houston's total office space**. Uptown is also host to Houston's largest hotels, which host about **20 million visitors a year**.






50,321
cars per day
WESTHEIMER RD
18,998
cars per day
SAGE RD




\$133,986
average household income
3 MILE RADIUS



Galleria & Uptown

BY THE NUMBERS



288,871
daytime population
3 MILE RADIUS




GALLERIA PLACE

17,525
SQUARE FEET
OF RETAIL



SURFACE
&
GARAGE
PARKING



405,000
TOTAL
SQUARE FEET
OF OFFICE



UPTOWN DISTRICT

DENSITY



DEMOGRAPHICS

1 MILE

3 MILE

Daytime Pop	86,598	288,871
Total Businesses	4,478	20,533
Residents	24,554	196,079
Average HH Inc	\$132,354	\$133,986

TRAFFIC COUNTS

Sage

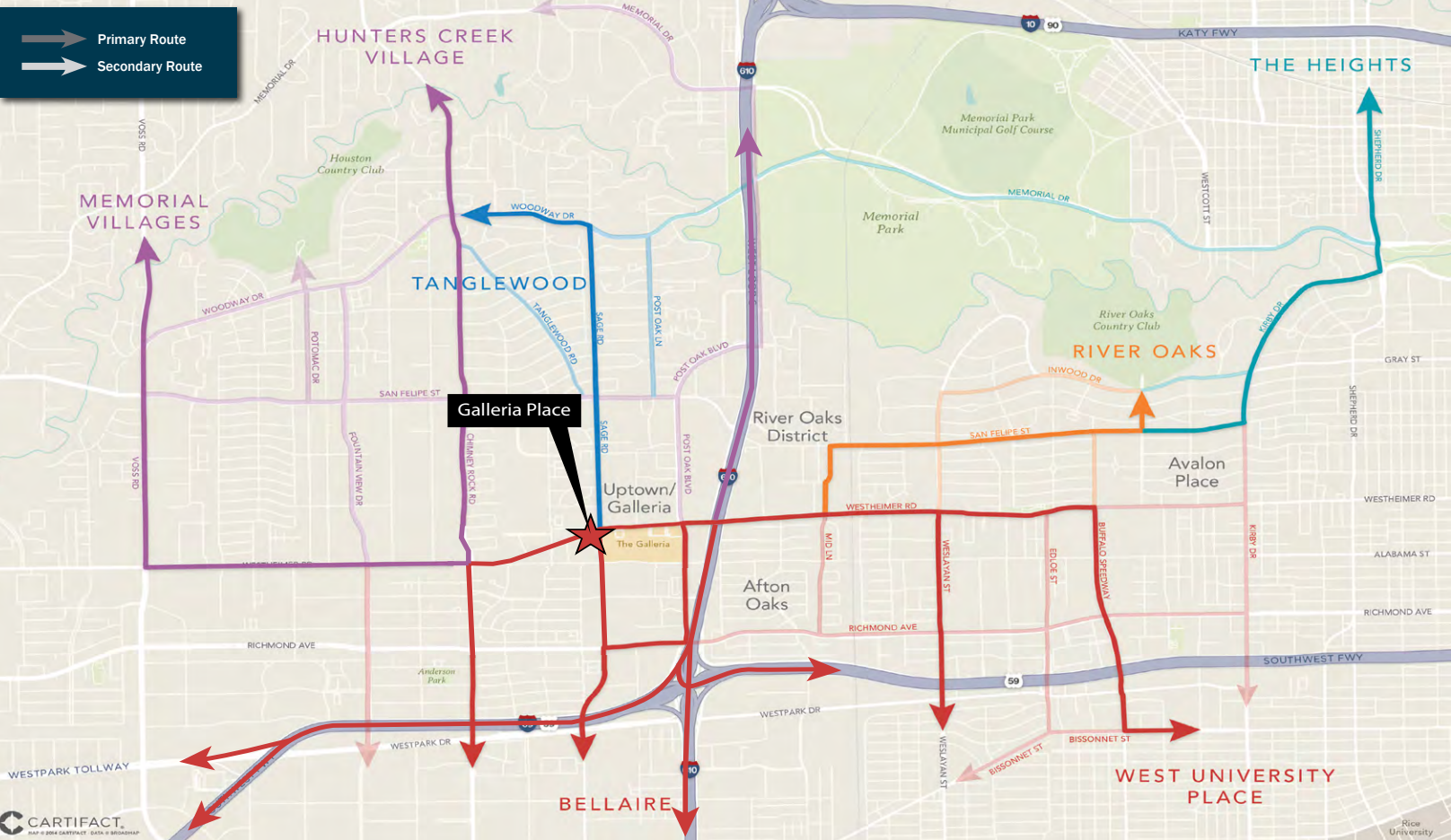
N of Westheimer:	11,068 cpd
S of Westheimer:	18,998 cpd

Westheimer

W of Sage:	50,321 cpd
E of Sage:	54,230 cpd

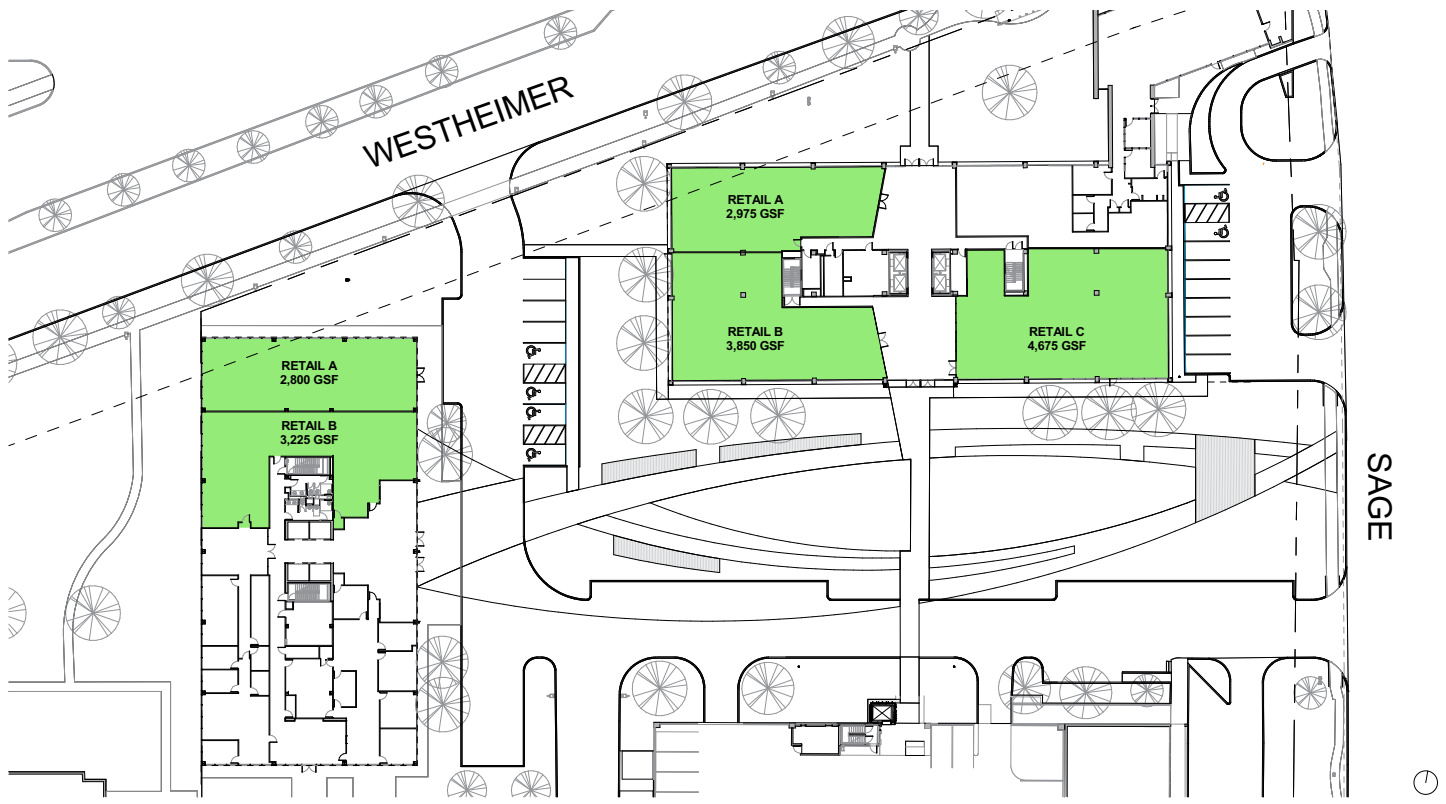
ACCESS

GETTING IN & OUT



DRIVE DISTANCES

Uptown District	8 Minutes	Westchase Office District	12 Minutes
Greenway Plaza	9 Minutes	Memorial City	16 Minutes
Upper Kirby	12 Minutes	Downtown Houston	20 Minutes



GALLERIA PLACE CAMPUS

Kirksey
ARCHITECTURE

SITE PLAN

201511
NOT FOR REGULATORY APPROVAL, PERMITTING, OR CONSTRUCTION





LINCOLN
PROPERTY
COMPANY

EDGETM
REALTY PARTNERS



FOR RETAIL LEASING INFORMATION:

Jamie Weaver
jweaver@edge-re.com
713 900 3004

Culver Stedman
cstedman@edge-re.com
713 900 3005