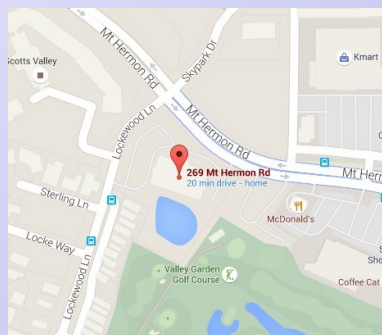


AVAILABLE FOR LEASE

WILLOW POND PLAZA, SCOTTS VALLEY, CA

Premier Office Space for Lease



269 Mount Hermon Road

Suite 102 — 2,022 SF Suite 204 — 2,938 SF

Suite 206 — 3,092 SF Suite 208 — 2,786 SF

- Suites 204 and 206 can be combined for a total of 6,030 SF
- One of our County's premier office buildings
- Architecturally designed to optimize the pond, fountain and mountain views
- Close proximity to freeway, retail centers and restaurants
- Great natural light
- Remodeled restrooms
- \$1.30 SF + \$.48 NNN



JIM WISEMAN

DRE #01104278

jwiseman@sheldonwiseman.com

STEVEN SHELDON

DRE #01028650

ssheldon@sheldonwiseman.com



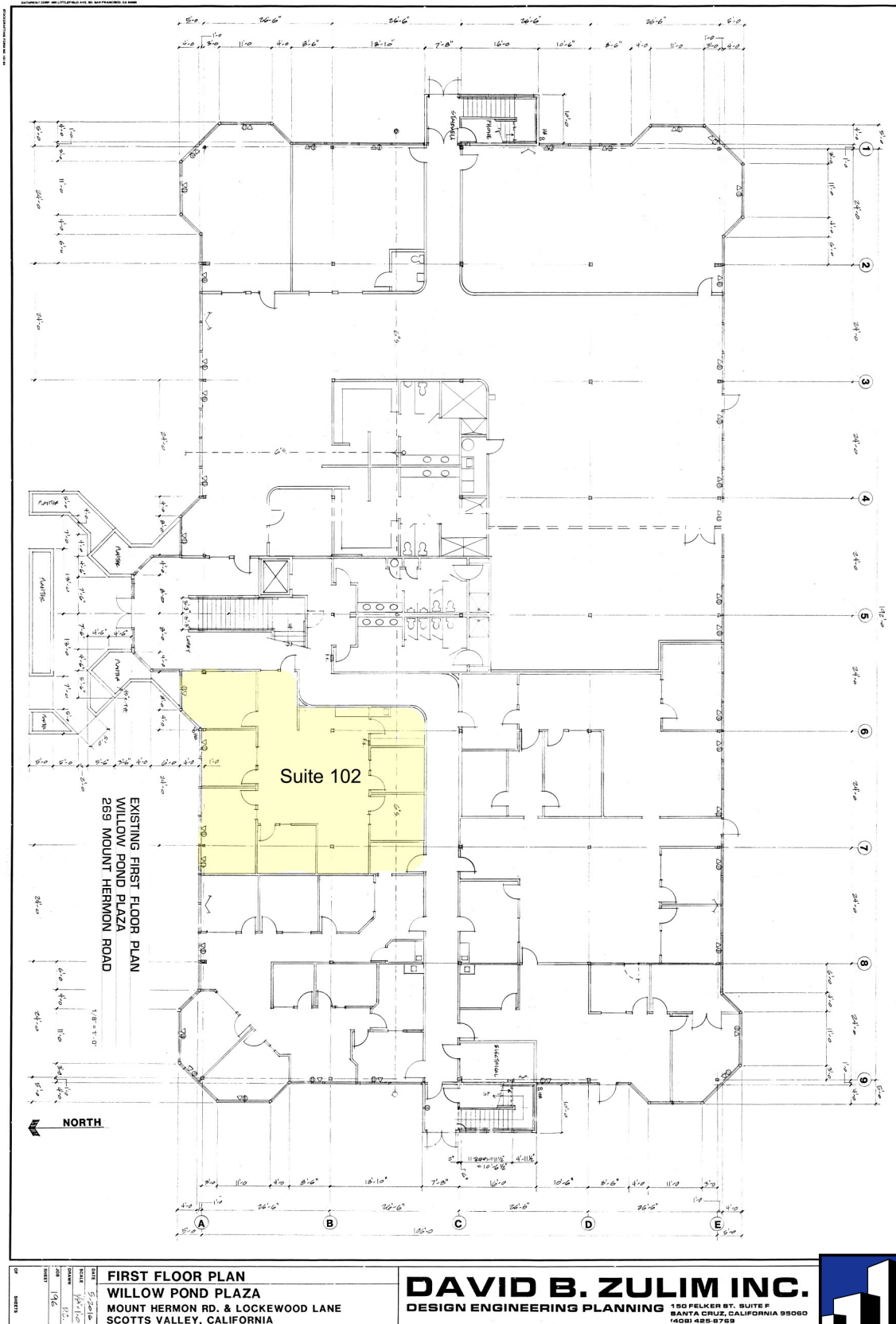
While the information contained herein is deemed reliable, we cannot guarantee its accuracy. All information should be verified.

1200 Pacific Avenue, Suite 390 ■ Santa Cruz, CA 95060

Tel: 831 ■ 454 ■ 9400 ■ Fax: 831 ■ 459 ■ 7988 ■ www.sheldonwiseman.com

INTEGRITY ■ SERVICE ■ RESULTS

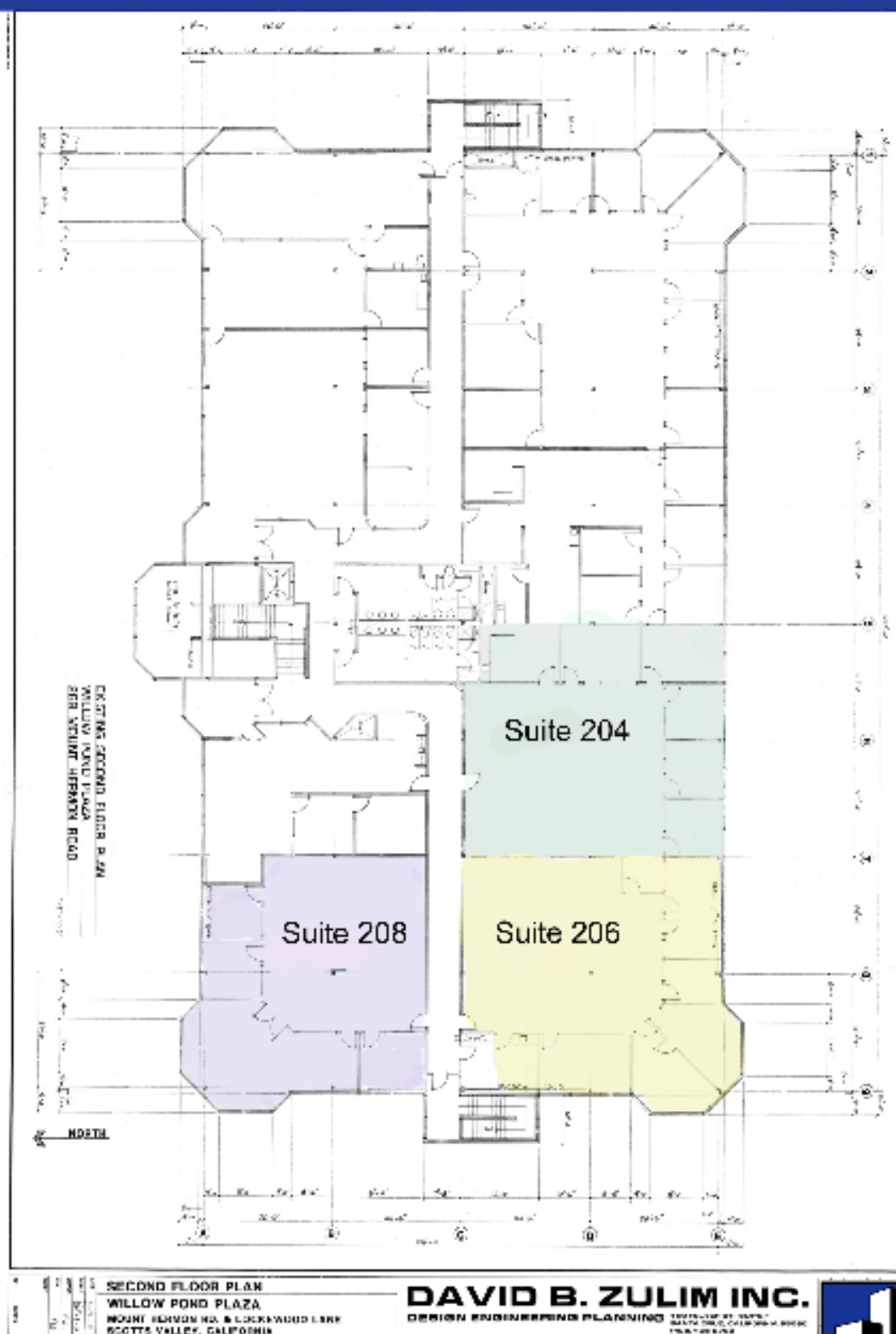
Floor Plan - First Floor



While the information contained herein is deemed reliable, we cannot guarantee its accuracy. All information should be verified.

INTEGRITY ■ SERVICE ■ RESULTS

Floor Plan—Second Floor



While the information contained herein is deemed reliable, we cannot guarantee its accuracy. All information should be verified.

INTEGRITY ■ SERVICE ■ RESULTS

