

1566A

WEXFORD PLAZA

PERRY HWY. & REICHOLD RD., PITTSBURGH, PA

MANAGED BY AN AFFILIATE OF

KIMCO
REALTY



GLA: 159,878 SF

ACRES: 19







PARKING SPACES: 739

PARKING RATIO: 4.6 per 1,000 SF

MSA: Pittsburgh (PA)

WEB LINK: kimcorealty.com/1566A

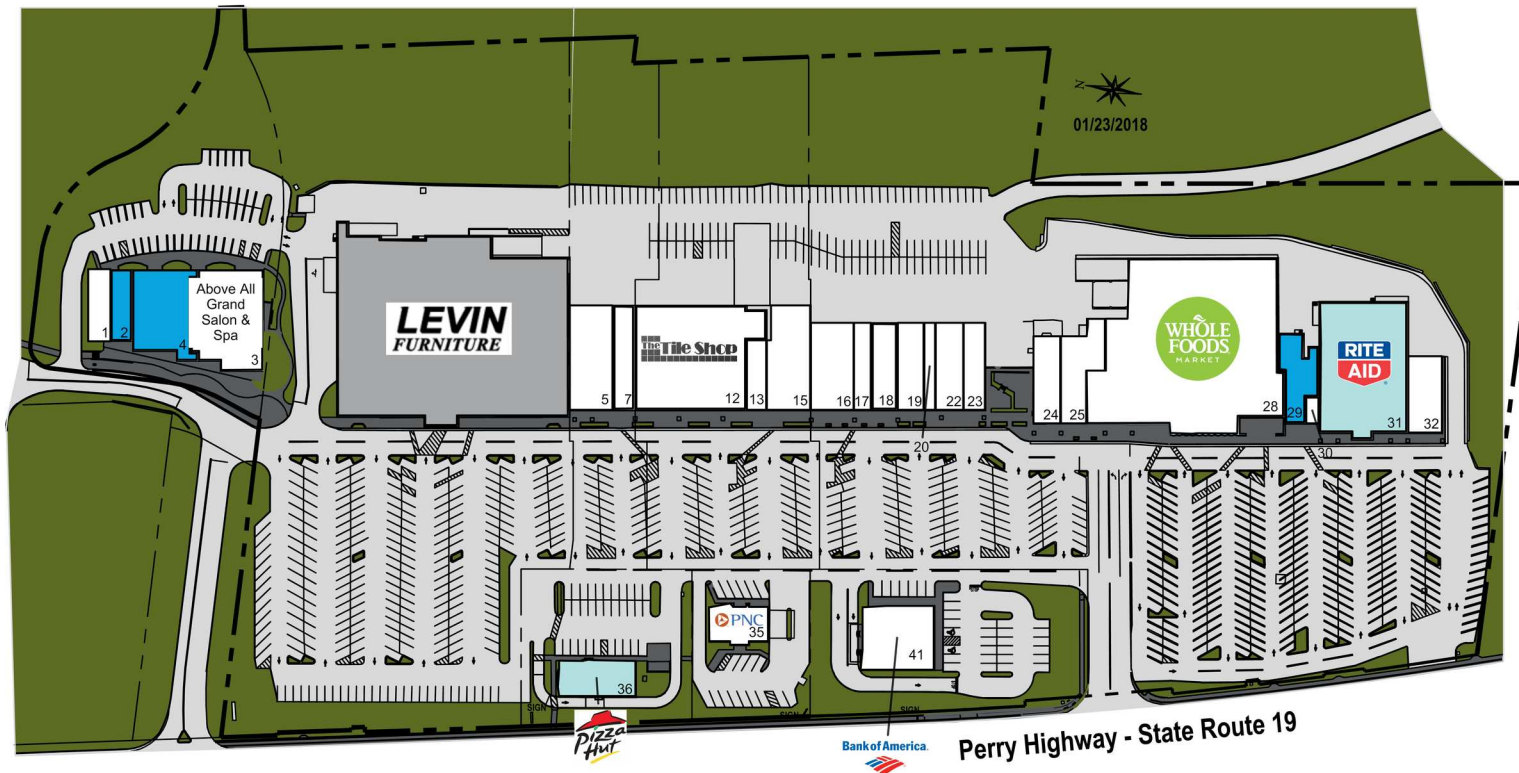
DEMOGRAPHICS

2017 ESTIMATES	 POPULATION	 DAYTIME POPULATION	 HOUSEHOLDS	 AVG. HH INCOME	 MED. HH INCOME	 PER CAPITA INCOME
1 MILE	4,810	10,332	1,865	\$136,141	\$108,348	\$53,541
3 MILE	35,081	38,419	13,237	\$132,357	\$104,783	\$50,259
5 MILE	83,322	88,314	32,137	\$123,166	\$95,752	\$48,076
10 MILE	351,243	340,024	144,542	\$96,575	\$71,866	\$40,126

LEASING REPRESENTATIVE

JOHN DEWOLFE

(847) 294-6417 | jdewolfe@kimcorealty.com



TENANT	SQFT
1 ChiroEvolution	2,050
2 Available	2,050
3 Above All Grand Salon & Spa	9,010
4 Available	6,690
5 Mattress Firm	6,106
7 Brain Balance of Wexford	2,893
12 The Tile Shop	16,059
13 Wexford Eyetique	1,800
15 Nakama Japanese Steakhouse	5,970
16 Med Express	4,881
17 AT&T Mobility	1,996
18 Learning Express	3,000
19 Wexford Beer Distributors	3,000
20 Great Clips	1,300
22 New Balance	5,700
23 Graeter's Ice Cream	2,320
24 Loafers Bread Company	3,100
25 Leone Animal Supply	4,307
28 Whole Foods	38,613
29 Available	3,352
30 Wexford Barber Shop	600
31 Rite Aid	15,000
32 AAA Auto Club	3,500
35 PNC Bank	2,896
36 Pizza Hut	3,600
41 Bank of America	6,200

Non-Controlled
 Availability
 Potential Availability

LEASING REPRESENTATIVE

JOHN DEWOLFE

(847) 294-6417 | jdewolfe@kimcorealty.com

Disclaimer: This site plan shows the approximate location, square footage, and configuration of the shopping center and adjacent areas, and is only illustrative of the size and relationship of the stores and common areas generally, all of which are subject to change. The showing of any names of tenants, parking spaces, square footage, curb-cuts or traffic controls shall not be deemed to be a representation or warranty that any tenants will be at the shopping center, the square footage is accurate, or that any parking spaces, curb-cuts or traffic controls do or will continue to exist. Moreover, any demographics set forth in this flyer are for illustrative purposes only and shall not be deemed a representation by Landlord or their accuracy. Availability of this property for rent is subject to prior rental or withdrawal of the property from the market at any time without notice.

1566A

WEXFORD PLAZA

PERRY HWY. & REICHOLD RD., PITTSBURGH, PA

MANAGED BY AN AFFILIATE OF



Revision Date: 04/06/15
Original Date: 04/12/12

LEASING REPRESENTATIVE

JOHN DEWOLFE

(847) 294-6417 | jdewolfe@kimcorealty.com

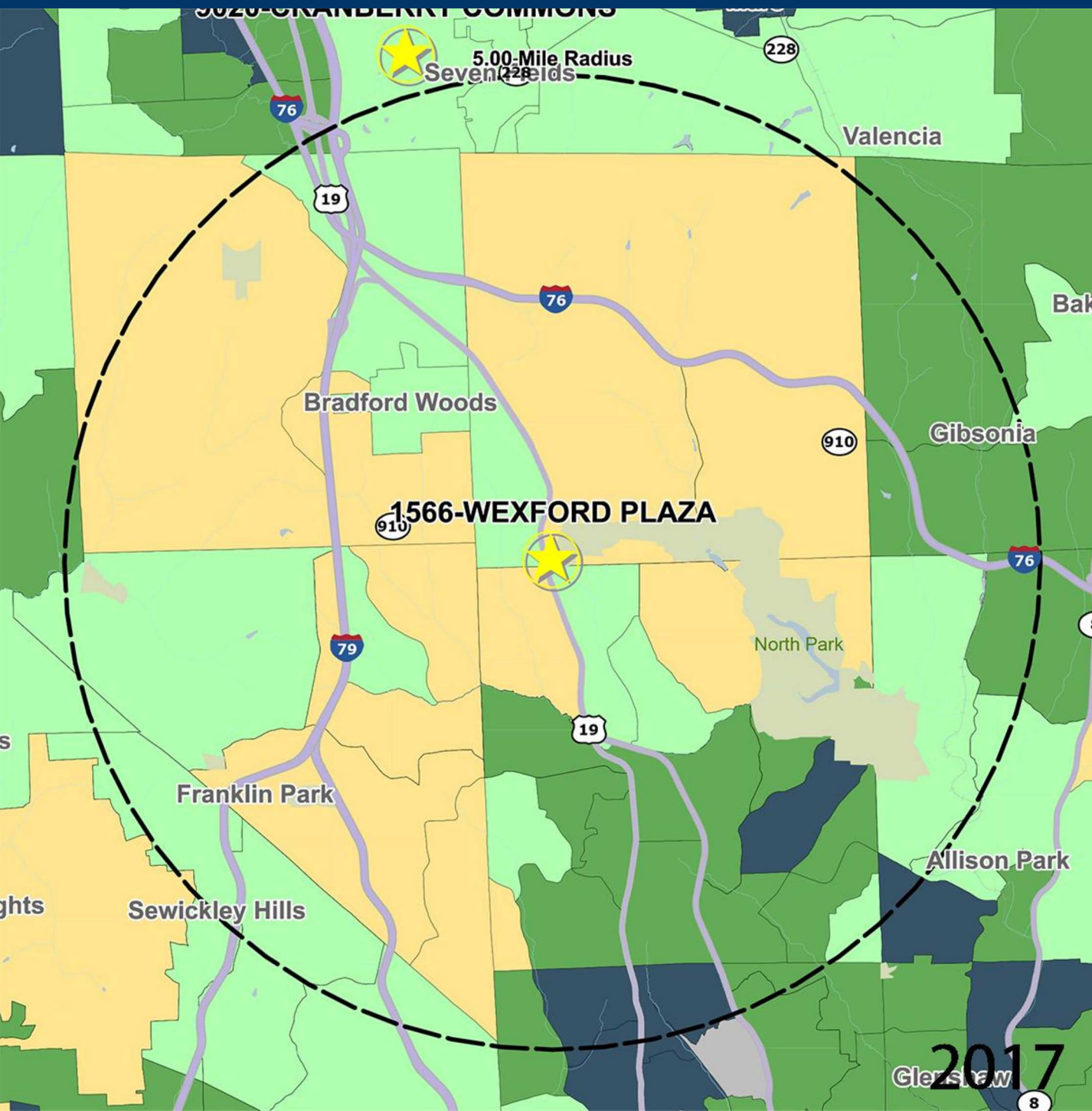
Google

1566A

WEXFORD PLAZA

PERRY HWY. & REICHOLD RD., PITTSBURGH, PA

MANAGED BY AN AFFILIATE OF



DEMOGRAPHICS

2017 ESTIMATES	1-MILE	3-MILE	5-MILE
POPULATION	4,810	35,081	83,322
DAYTIME POP	10,332	38,419	88,314
HOUSEHOLDS	1,865	13,237	32,137
AVERAGE HH INCOME	\$136,141	\$132,357	\$123,166
MEDIAN HH INCOME	\$108,348	\$104,783	\$95,752
PER CAPITA INCOME	\$53,541	\$50,259	\$48,076

Trade Area Systems, Updates of 2010 Census Data by Synergos

Average Household Income by Block Group



Popstats, 4Q 2016 rev., Trade Area Systems

2017