







ARBOR LAKES RETAIL CENTER

ELM CREEK BLVD. & MAIN ST. N., MAPLE GROVE, MN



GLA: 466,825 SF **ACRES:** 63 **PARKING SPACES:** 2,052 **MSA:** Minneapolis-St. Paul-Bloomington (MN-WI) **WEB LINK:** kimcorealty.com/0014

DEMOGRAPHICS

						
2016 ESTIMATES	POPULATION	DAYTIME POPULATION	HOUSEHOLDS	AVG. HH INCOME	MED. HH INCOME	PER CAPITA INCOME
1 MILE	6,115	18,185	2,649	\$88,526	\$72,978	\$38,354
3 MILE	59,823	92,587	23,241	\$108,142	\$86,826	\$42,078
5 MILE	173,365	204,277	65,840	\$97,447	\$75,802	\$37,155
10 MILE	602,463	738,815	231,666	\$86,620	\$66,042	\$33,580

LEASING REPRESENTATIVE

MIKE SLUSKY

(847) 294-6446 | mslusk@kimcorealty.com

ARBOR LAKES RETAIL CENTER

ELM CREEK BLVD. & MAIN ST. N., MAPLE GROVE, MN

MANAGED BY AN AFFILIATE OF



Non-Controlled Availability

LEASING REPRESENTATIVE

MIKE SLUSKY

(847) 294-6446 | mslusky@kimcorealty.com

Disclaimer: This site plan shows the approximate location, square footage, and configuration of the shopping center and adjacent areas, and is only illustrative of the size and relationship of the stores and common areas generally, all of which are subject to change. The showing of any names of tenants, parking spaces, square footage, curb-cuts or traffic controls shall not be deemed to be a representation or warranty that any tenants will be at the shopping center, the square footage is accurate, or that any parking spaces, curb-cuts or traffic controls do or will continue to exist. Moreover, any demographics set forth in this flyer are for illustrative purposes only and shall not be deemed a representation by Landlord or their accuracy. Availability of this property for rent is subject to prior rental or withdrawal of the property from the market at any time without notice.

TENANT

	SQFT
1 Nordstrom Rack	34,032
2 Total Wine & More	29,981
3 Thomasville Furniture	10,628
4 Best Buy	45,953
5 Chuck E Cheese	14,850
6 David's Bridal	12,228
7 Lifeway Christian	14,463
8 Byerly's	55,043
9 Party City	12,035
10 Toys R Us/Babies R Us	36,826
11 Schuler Shoes	8,459
12 Schuler Shoes	1,164
13 Available	1,416
14 Schuler Shoes	857
15 Edward Jones	938
16 Schuler Shoes-Office	1,815
17 Schuler Shoes-Office	2,323
18 Leeann Chin, Inc.	2,844
19 GameStop	1,460
20 Yogurt Lab	1,404
21 Kids Hair	1,218
22 The Joint Chiropractic	1,297
23 Sport Clips	1,702
24 Chico's	3,461
25 Cold Stone Creamery	1,463
26 Men's Wearhouse	6,691
27 Elm Creek Dental	1,977
28 Pieology	2,300
29 Noodles & Company	3,912
Country Insurance & Fin. Serv.	1,369
31 Pan Orthodontics Clinics PLLC	1,790
32 Clix	1,334
33 Available	1,272
34 Connect Hearing	874
35 Available	1,900
36 Five Guys Burgers and Fries	2,524
37 Camille Albane Hair Salon	1,632
38 Allure Intimate Apparel	1,857
39 Nails & Spa	1,303
41 Panera Bread	6,102
42 Chipotle Mexican Grill	2,195
43 Grabbagreen	1,700
44 T-Mobile	3,004
45 Carillon Clinic	1,360
46 Allina Health System	32,990
47 Salons by JC	6,167
48 Hirshfields	6,200
49 Jo-Ann Fabrics	45,940
50 Available	32,572



LEASING REPRESENTATIVE

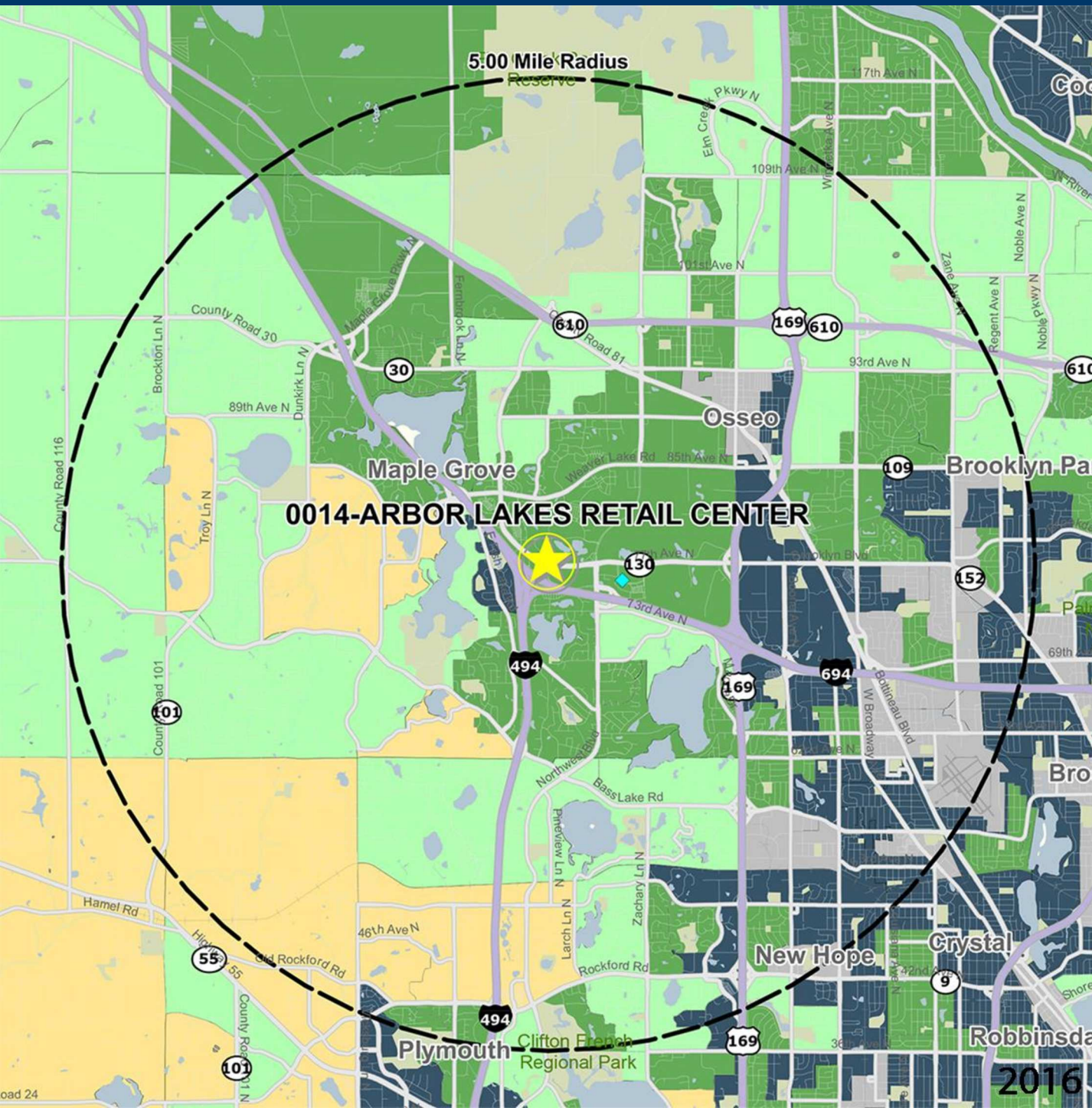
MIKE SLUSKY

(847) 294-6446 | mslusky@kimcorealty.com

ARBOR LAKES RETAIL CENTER

ELM CREEK BLVD. & MAIN ST. N., MAPLE GROVE, MN

MANAGED BY AN AFFILIATE OF



DEMOGRAPHICS

2016 ESTIMATES	1-MILE	3-MILE	5-MILE
POPULATION	6,115	59,823	173,365
DAYTIME POP	18,185	92,587	204,277
HOUSEHOLDS	2,649	23,241	65,840
AVERAGE HH INCOME	\$88,526	\$108,142	\$97,447
MEDIAN HH INCOME	\$72,978	\$86,826	\$75,802
PER CAPITA INCOME	\$38,354	\$42,078	\$37,155

Trade Area Systems, Updates of 2010 Census Data by Synergis

Average Household Income
by Block Group



Popstats, 4Q 2016 rev., Trade Area Systems