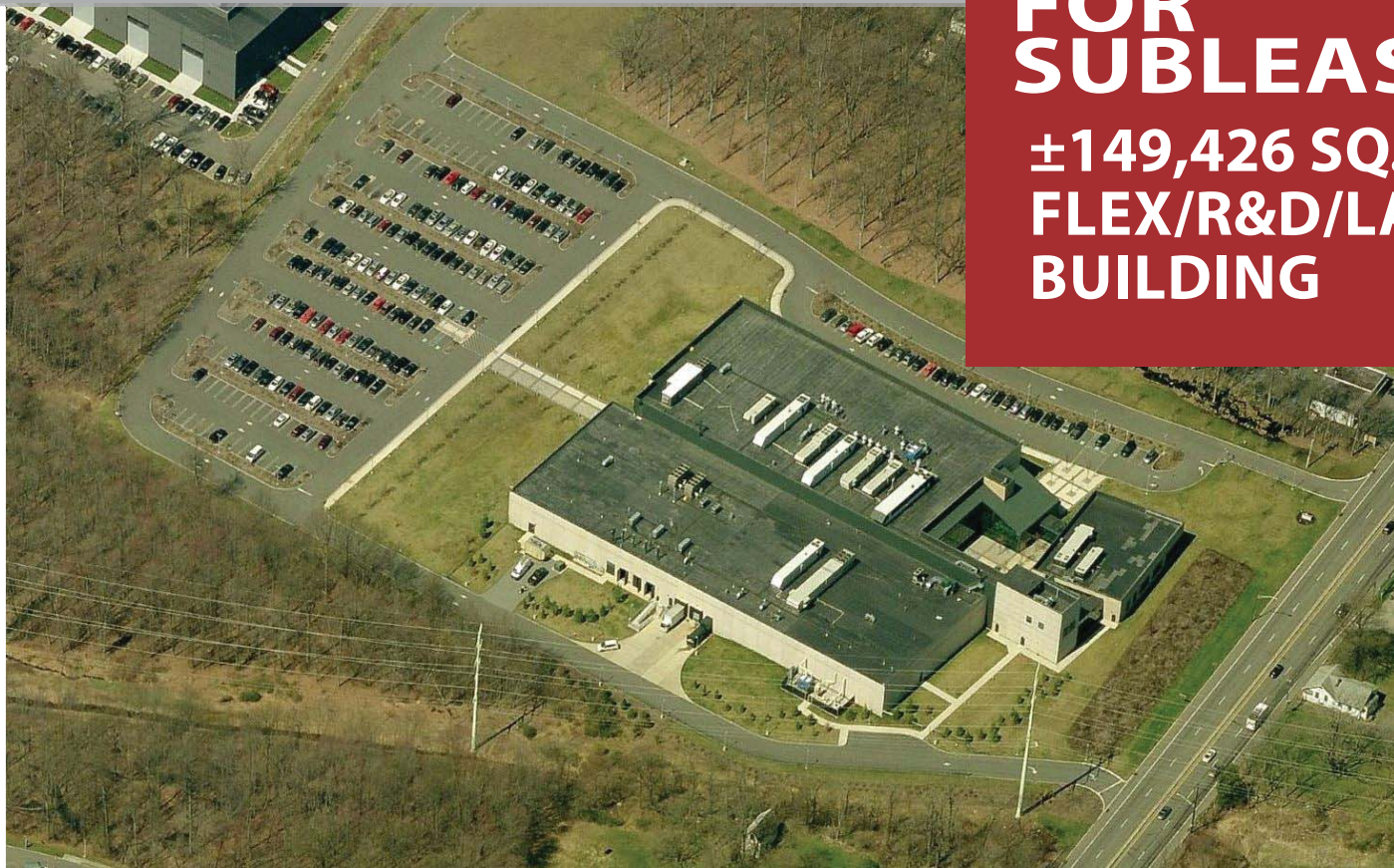


945 ROUTE 10, WHIPPANY NEW JERSEY

**FOR
SUBLEASE**
±149,426 SQ. FT.
**FLEX/R&D/LAB
BUILDING**



PROPERTY SPECIFICS

AVAILABLE SF	±149,426 SQ. FT.
SUBLEASE THRU	3/31/2021
OCCUPANCY	IMMEDIATE
CEILING HEIGHTS	15'4" and 25'
POWER	4000 AMPS/480 VOLT/3 PHASE
LOADING	3 LOADING DOCKS
SITE SIZE	12.21 ACRES
YEAR BUILT	2005
PARKING	250 SPACES

FOR MORE INFORMATION, PLEASE CONTACT:

THOMAS MALLANEY
First Vice President
+1 201 712 5830
thomas.mallaney@cbre.com

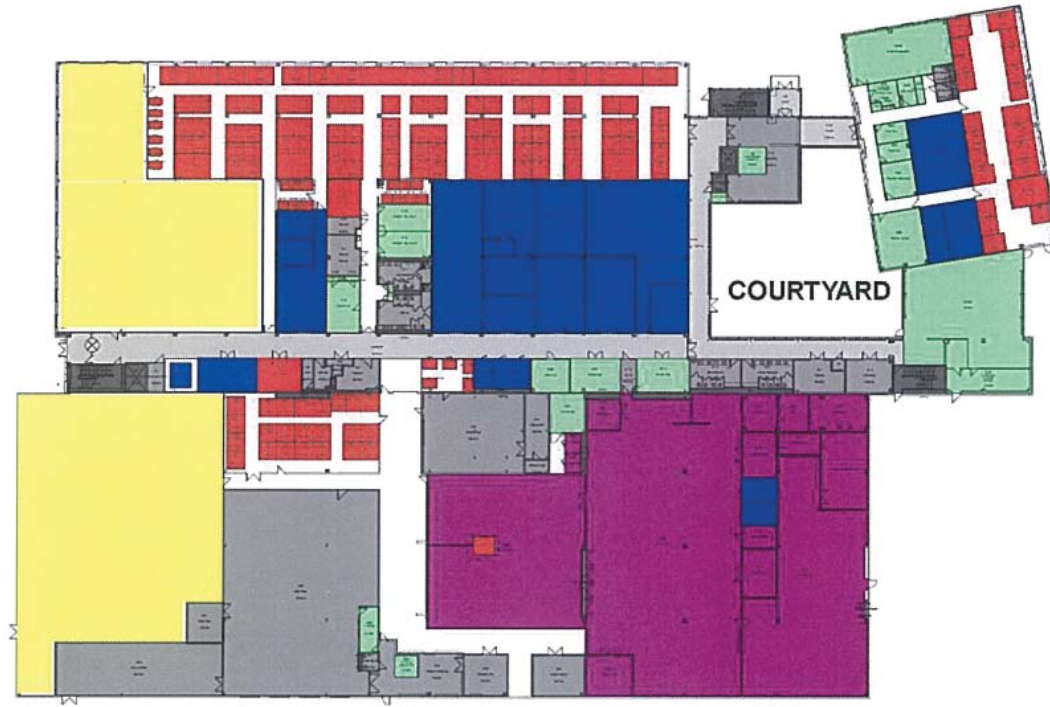
STEPHEN SANDER
First Vice President
+1 201 712 5669
stephen.sander@cbre.com







WILLIAM WAXMAN
Executive Vice President
+1 201 712 5810
william.waxman@cbre.com

SUSAN BRANCH
Project Coordinator
+1 201 712 5683
susan.branch@cbre.com

**FOR
SUBLEASE**
±149,426 SQ. FT.
FLEX/R&D/LAB
BUILDING

1ST FLOOR BREAKOUT








-  PILOT PLANT
-  OFFICE SPACE
-  LABORATORIES
-  COMMON AREAS - CAFETERIA,
-  MECHANICAL, ELECTRICAL, RESTROOMS
-  EXPANSION SPACE

© 2017 CBRE, Inc. This information has been obtained from sources believed reliable. We have not verified it and make no guarantee, warranty or representation about it. Any projections, opinions, assumptions or estimates used are for example only and do not represent the current or future performance of the property. You and your advisors should conduct a careful, independent investigation of the property to determine to your satisfaction the suitability of the property for your needs. Photos herein are the property of their respective owners and use of these images without the express written consent of the owner is prohibited. CBRE and the CBRE logo are service marks of CBRE, Inc. and/or its affiliated or related companies in the United States and other countries. All other marks displayed on this document are the property of their respective owners.

**FOR
SUBLEASE**
±149,426 SQ. FT.
**FLEX/R&D/LAB
BUILDING**

2ND FLOOR BREAKOUT



-  OFFICE SPACE
-  LABORATORIES
-  COMMON AREAS - CAFETERIA, CONFERENCE ROOMS, ETC.
-  MECHANICAL, ELECTRICAL, RESTROOMS
-  EXPANSION SPACE

© 2017 CBRE, Inc. This information has been obtained from sources believed reliable. We have not verified it and make no guarantee, warranty or representation about it. Any projections, opinions, assumptions or estimates used are for example only and do not represent the current or future performance of the property. You and your advisors should conduct a careful, independent investigation of the property to determine to your satisfaction the suitability of the property for your needs. Photos herein are the property of their respective owners and use of these images without the express written consent of the owner is prohibited. CBRE and the CBRE logo are service marks of CBRE, Inc. and/or its affiliated or related companies in the United States and other countries. All other marks displayed on this document are the property of their respective owners.

945 ROUTE 10, WHIPPANY NEW JERSEY

**FOR
SUBLEASE**
±149,426 SQ. FT.
**FLEX/R&D/LAB
BUILDING**



FOR MORE INFORMATION, PLEASE CONTACT:

THOMAS MALLANEY
First Vice President
+1 201 712 5830
thomas.mallaney@cbre.com

STEPHEN SANDER
First Vice President
+1 201 712 5669
stephen.sander@cbre.com

WILLIAM WAXMAN
Executive Vice President
+1 201 712 5810
william.waxman@cbre.com

SUSAN BRANCH
Project Coordinator
+1 201 712 5683
susan.branch@cbre.com