

FOR LEASE

Parkside Plaza - 1878 S Norfolk St.

SAN MATEO, CA

±3,148 SF END CAP AVAILABLE

RETAIL



CONTACT US

Katie Singer

First Vice President
+1 650 494 5135
katie.singer@cbre.com
Lic. 01745709

www.cbre.com

CBRE

FOR LEASE

Parkside Plaza - 1878 S Norfolk St.

SAN MATEO, CA

RETAIL



PROPERTY INFO

LOCATION 1826-1890 S Norfolk St., San Mateo, CA

SPACE AVAILABLE ±3,148 SF (divisible)

ASKING RENT \$33.00 PSF NNN (\$3.72)

PROJECT HIGHLIGHTS

- + Great end cap location in bustling neighborhood center anchored by Smart & Final, Pet Club, & Office Depot
- + High visibility location near Hwy 92 & Hwy 101
- + Opportunity to attract both local residents and nearby office workers
- + Excellent parking and high traffic counts
- + Competitive rental rates
- + Space available September 1, 2018

2017 DEMOGRAPHICS

	1 Mile	3 Mile	5 Mile
Population	22,928	163,088	240,645
Average HH Income	\$131,740	\$144,260	\$154,561
Employees	1,384	7,007	11,721
Education (Bachelor's +)	49.8%	55.0%	58.1%

TRAFFIC COUNTS

Hwy 101 @ Hwy 90	263,000 ADT
Hwy 90 & Hwy 101	147,000 ADT

Source: CBRE Location Analytics & Mapping



www.cbre.com

CBRE

FOR LEASE

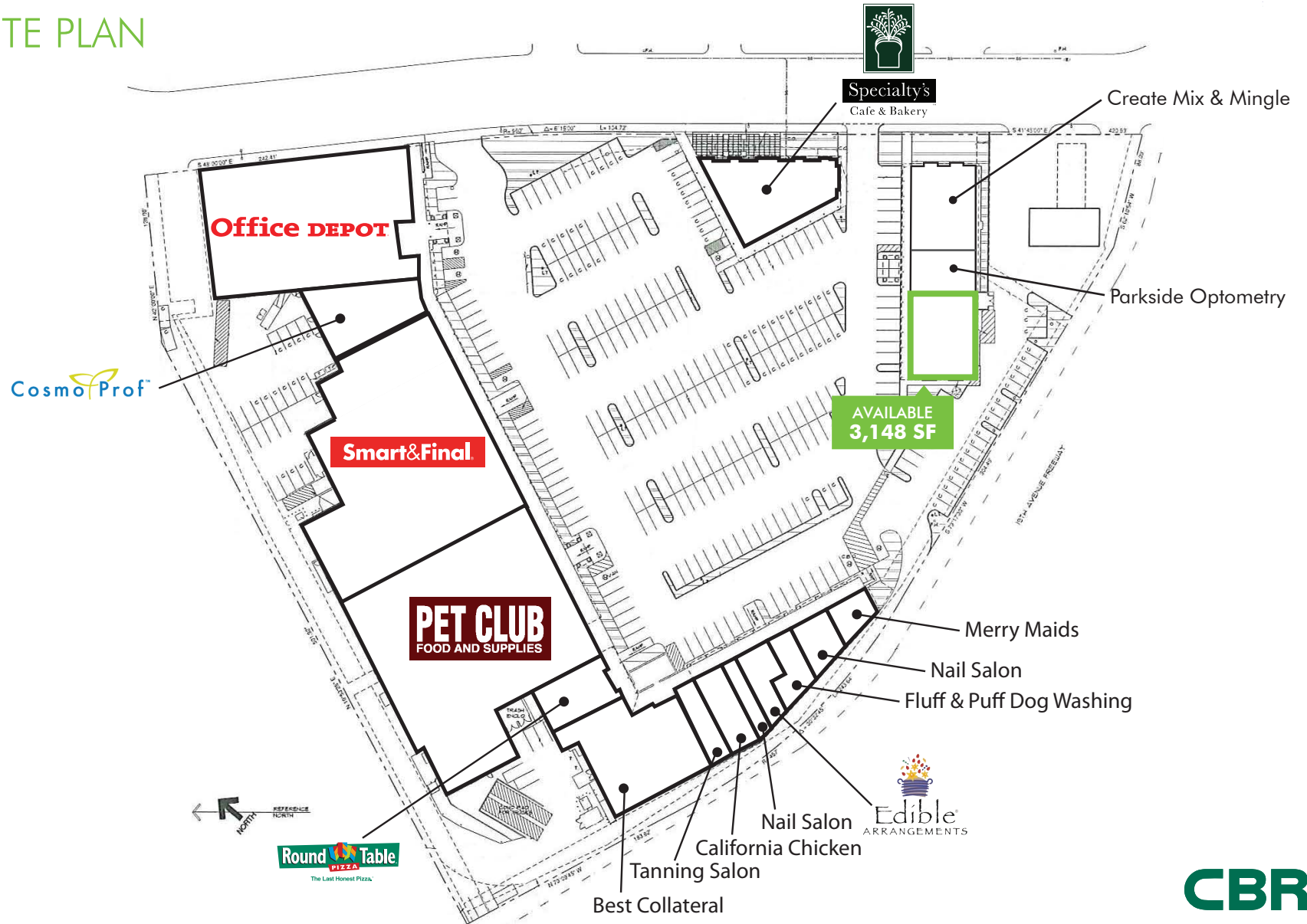
Parkside Plaza - 1878 S Norfolk St.

SAN MATEO, CA

RETAIL



SITE PLAN



CBRE

FOR LEASE

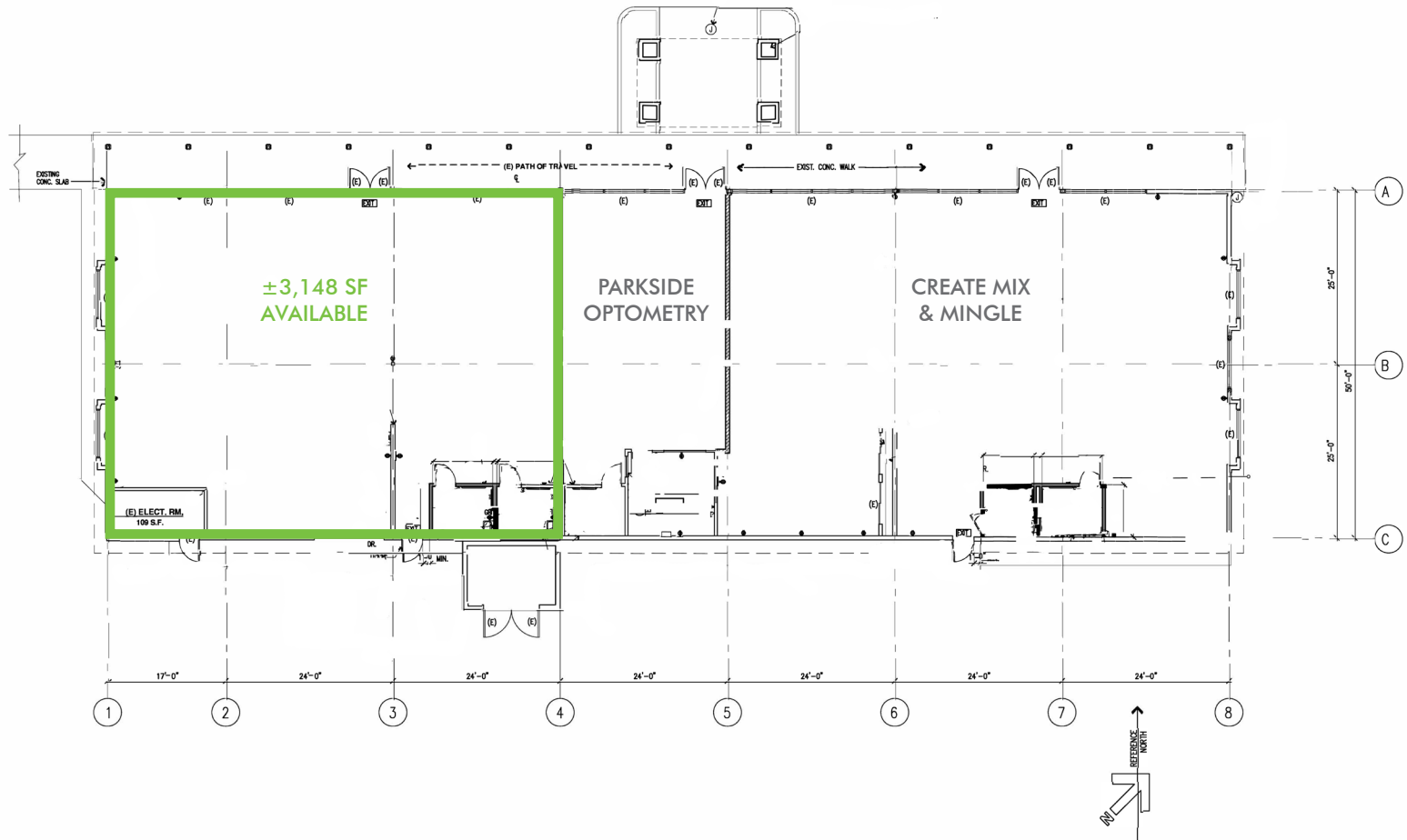
Parkside Plaza - 1878 S Norfolk St.

SAN MATEO, CA

RETAIL



FLOOR PLAN



FOR LEASE

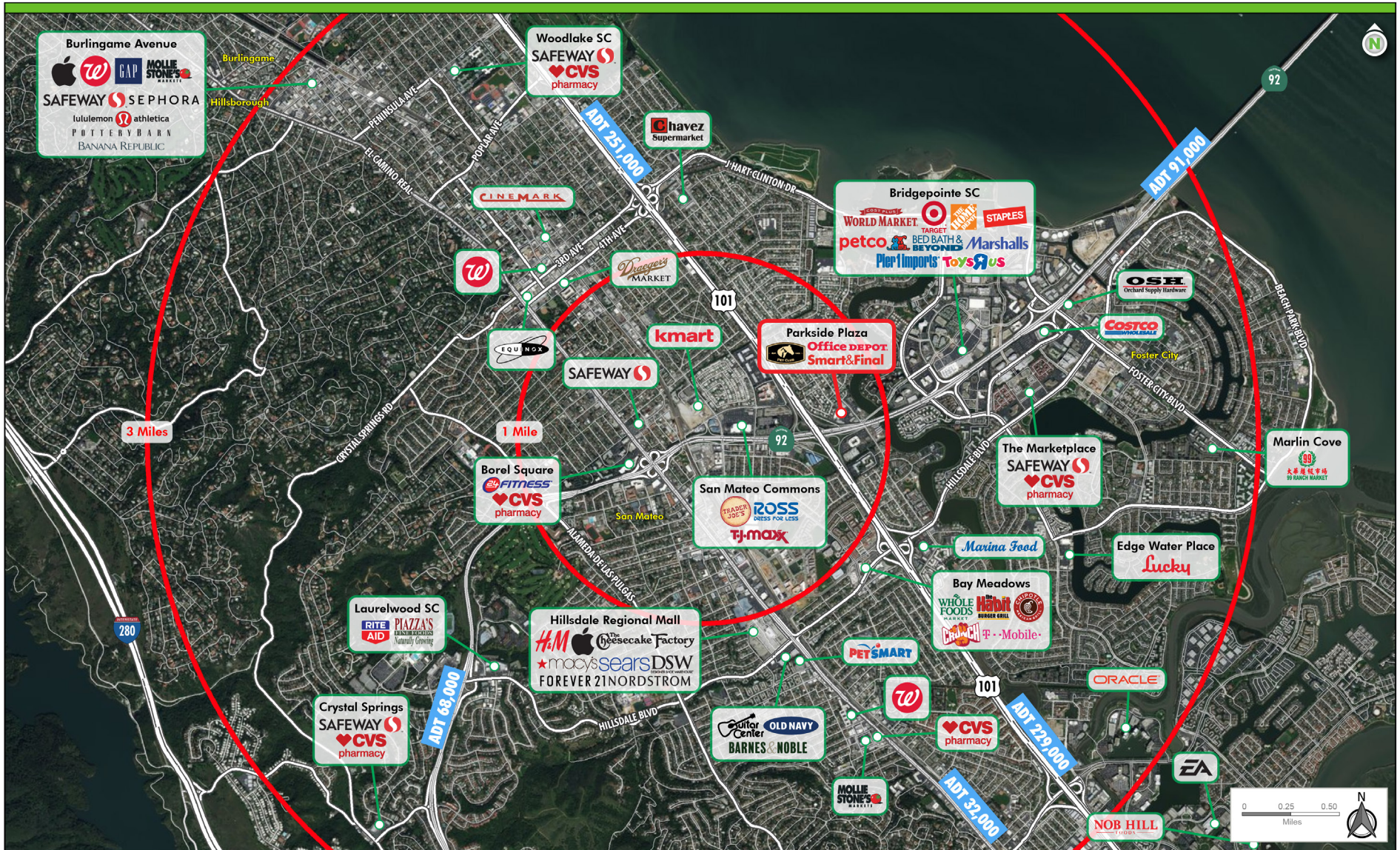
Parkside Plaza - 1878 S Norfolk St.

SAN MATEO, CA

RETAIL

SAN MATEO-FOSTER CITY RETAIL

SAN MATEO COUNTY



© 2017 CBRE, Inc. This information has been obtained from sources believed reliable. We have not verified it and make no guarantee, warranty or representation about it. Any projections, opinions, assumptions or estimates used are for example only and do not represent the current or future performance of the property. This and other values should consider a careful, independent investigation of the property to determine the suitability of the property for your needs. CBRE and the CBRE logo are service marks of CBRE, Inc. and/or its affiliated or related companies in the United States and other countries. All other marks displayed on this document are the property of their respective owners. All Rights Reserved. Sources: CBRE Mapping Services (B7) 580.6474; ESR, StreetPro; N/A; Esri; GISData/Projects/Photos/2017/Hr/Gar/344032 4/12/2018

FOR LEASE

Parkside Plaza - 1878 S Norfolk St.

SAN MATEO, CA

RETAIL



DEMOGRAPHICS

Population	0.5 Mile	1 Mile	1.5 Mile
2017 Population - Current Year Estimate	22,928	163,088	240,645
2022 Population - Five Year Projection	24,374	170,574	250,771
2010 Population - Census	20,975	151,983	225,934
Households			
2017 Households - Current Year Estimate	9,125	63,833	95,695
2022 Households - Five Year Projection	9,703	66,585	99,431
2010 Households - Census	8,343	59,907	90,504
2017 Average Household Size	2.49	2.53	2.49
Household Income			
2017 Average Household Income	\$131,740	\$144,260	\$154,561
2022 Average Household Income	\$149,957	\$162,591	\$173,343
2017 Median Household Income	\$106,728	\$104,821	\$108,598
2022 Median Household Income	\$116,117	\$114,778	\$119,521
Housing Units			
2017 Housing Units	9,375	66,155	99,263
2017 Vacant Housing Units	250	2,322	3,568
2017 Occupied Housing Units	9,125	63,834	95,694
Education			
HS and Associates Degrees	41.7%	36.4%	35.2%
Bachelor's Degree or Higher	49.8%	55%	58.1%
Place of Work			
2017 Businesses	1,384	7,007	11,721
2017 Employees	28,483	114,256	166,498



CONTACT US

Katie Singer

First Vice President
+1 650 494 5135
katie.singer@cbre.com
Lic. 01745709

www.cbre.com

