

STRATFORD SQUARE MALL

CBRE



FOR LEASE

**ANCHOR TENANT SPACE
UP TO 147,000 SF ON TWO LEVELS
(DIVISIBLE)**

STRATFORD SQUARE MALL

**152 STRATFORD DRIVE
BLOOMINGDALE, IL**

STRATFORD SQUARE MALL

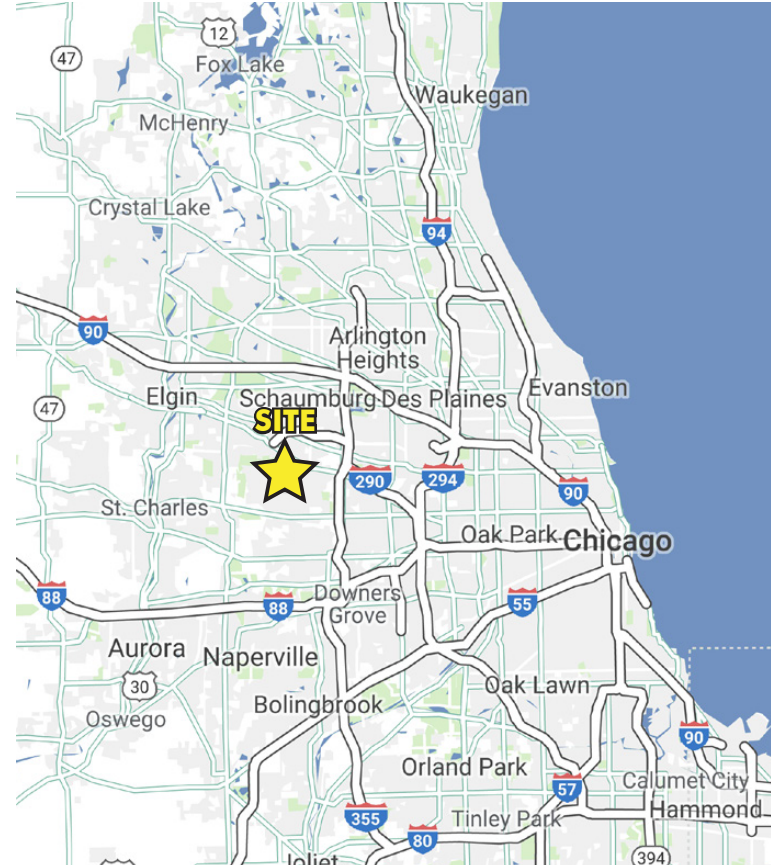
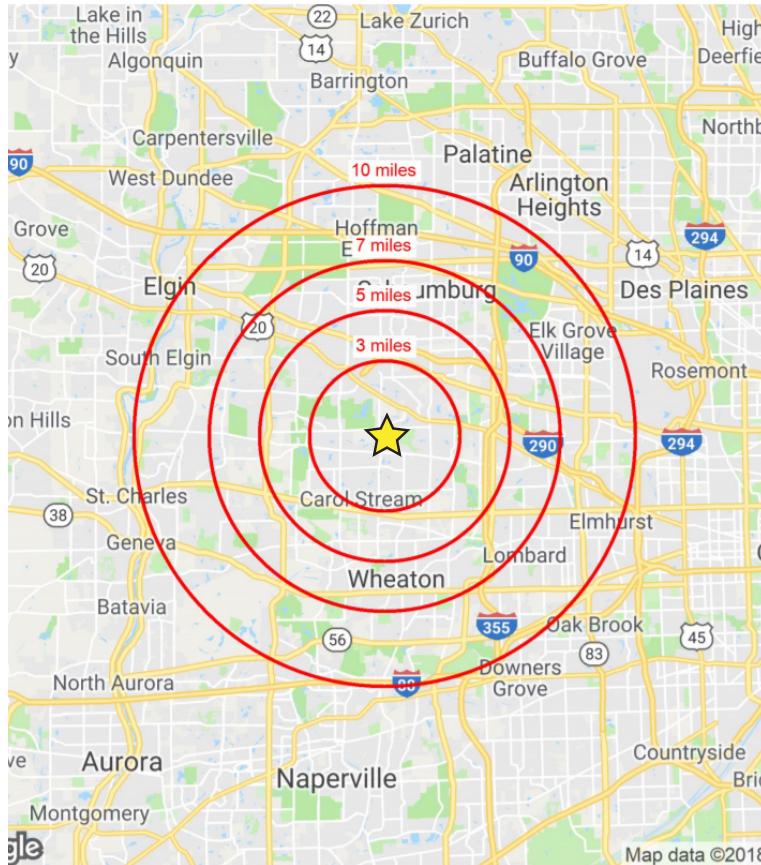
CBRE

SPACE

- 1st floor: 75,000 SF
- 2nd floor 72,000 SF
- 3 exterior entrances, 2 interior entrances
- 10.9 acre pad
- 5/1,000 parking
- Will lease to single or multiple users



STRATFORD SQUARE MALL



	3 miles	5 miles	7 miles	10 miles
Population	106,984	263,090	512,032	852,756
Daytime Population	91,532	222,479	460,232	973,850
Average Household Income	\$101,857	\$100,617	\$101,971	\$102,214
# Households	36,917	91,489	181,548	306,562
Median Age	38	38	38	38

STRATFORD SQUARE MALL



STRATFORD SQUARE MALL

CBRE

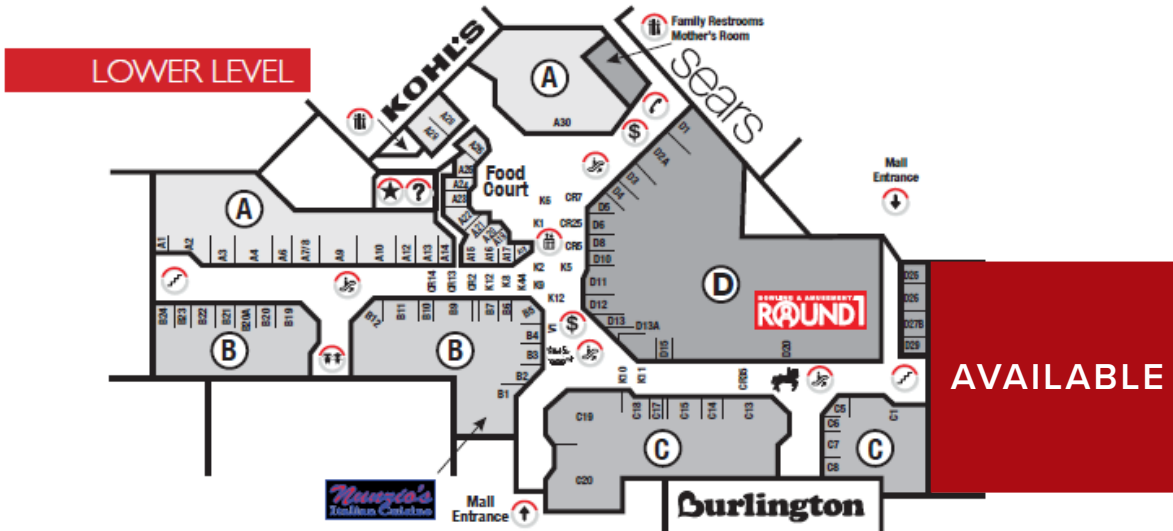
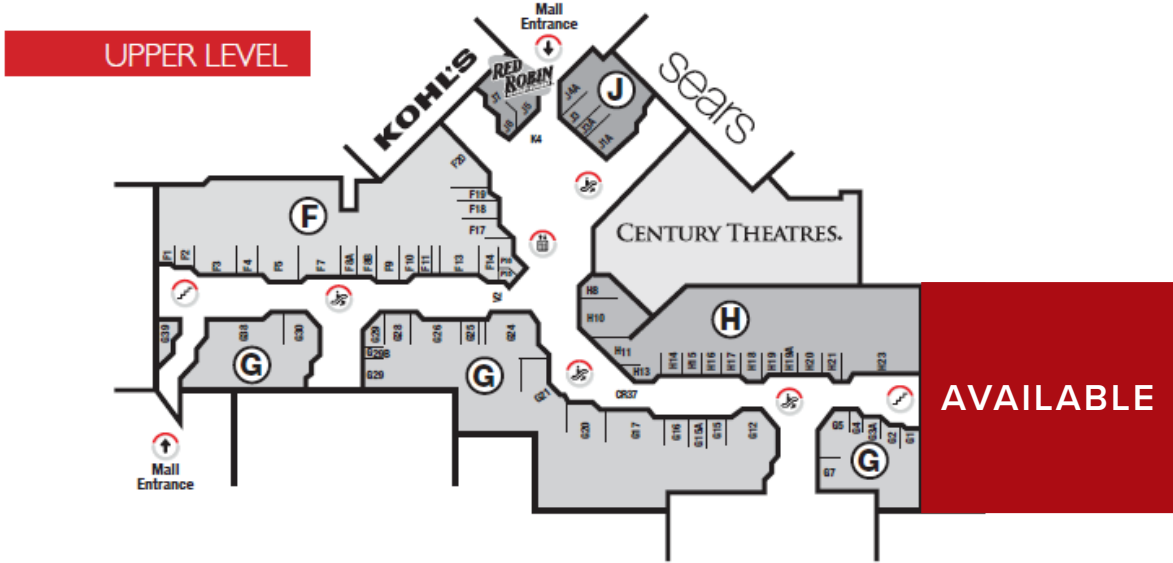
REGIONAL DRAW

- Mall undergoing major \$30M redevelopment
- New tenant lineup includes 40,000 SF Round One Entertainment and Century Theaters
- Woodman's scheduled to open 247,000 SF location

VISIBILITY & ACCESS

- Exceptional visibility along the main shopping corridor in Bloomingdale
- Multiple access points from Schick Rd., Springfield Dr., Army Trail Rd., and Gary Ave.





- ATM
- Telephones
- Entrance
- Stairs
- Management & Security Office
- Stratford Square Carousel
- Restrooms
- Elevator
- Escalators
- Concierge Services
- Kid's Play Towne
- Jolly Express Train



FOR MORE INFORMATION PLEASE CONTACT:

MARY BRESNAHAN

VICE PRESIDENT

+1 312 935 1914

MARY.BRESNAHAN@CBRE.COM

KIM MCGUIRE

SENIOR VICE PRESIDENT

+1 312 935 1974

KIM.MCGUIRE@CBRE.COM