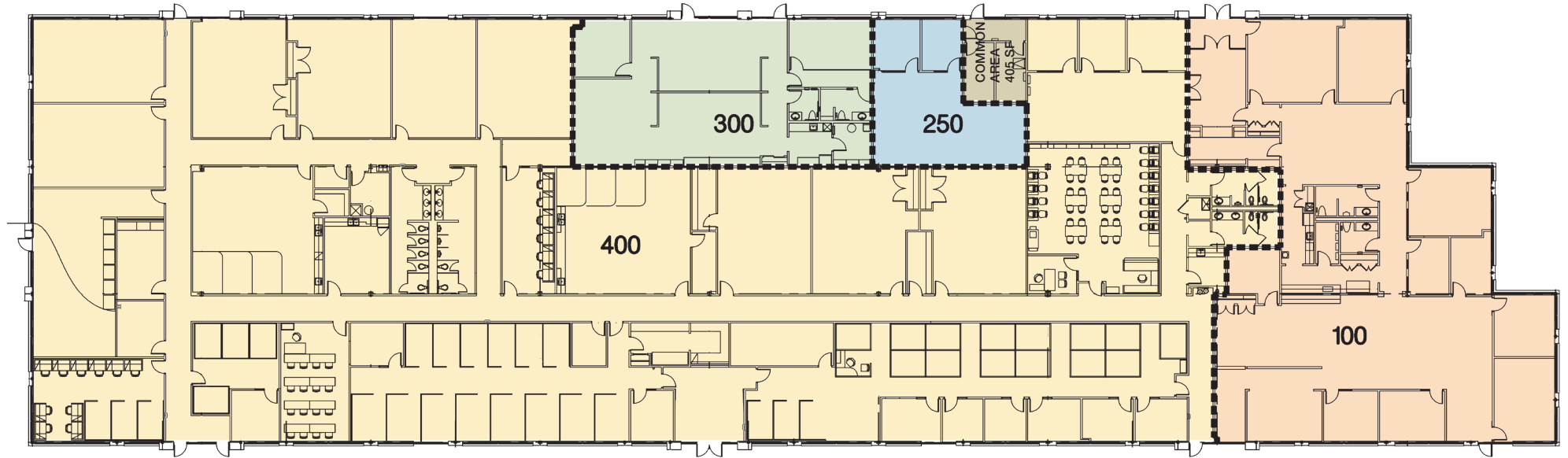






High Ridge Park

6880 N Frontage Road, Burr Ridge, IL 60527



-  SUITE 100 - 6,393 SF (Availability Date TBD)
-  SUITE 250 - 995 SF
-  SUITE 300 - 2,550 SF (Availability Date TBD)
-  SUITE 400 - 24,834 SF

34,772 SF Available
6880 N Frontage Rd

For leasing information

James Adler
630 691 0605
jadler@hiffman.com



©2018 NAI Hiffman All rights reserved. All information contained herein is from sources deemed reliable; however, no representation or warranty is made to the accuracy thereof.

An investment of

